



**HILLSBOROUGH**  
DRAPERY HARDWARE

---

See shop drawings on back for specifications and options.

**MATERIALS**

Cast bronze rods and rings,  
architectural bronze bracket.

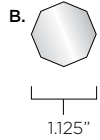
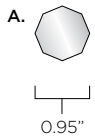
**FINISH**

Available in Light, Medium, Dark  
or Warm Silver (premium finish).  
Wax top coat.



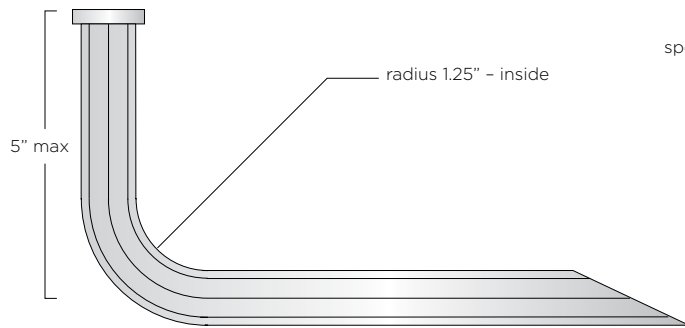
228 S. East Street, Cloverdale, CA 95425  
TEL 707.669.0556 WEB [tuellreynolds.com](http://tuellreynolds.com)

**Rods**

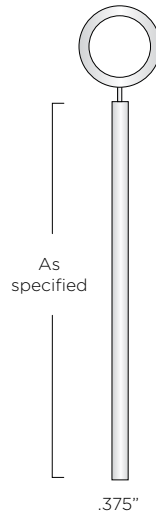


note: brackets will be larger for the 1.125 rod size

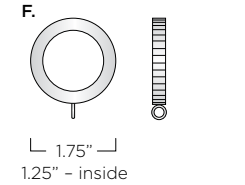
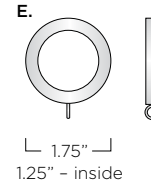
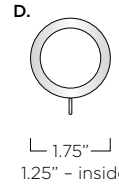
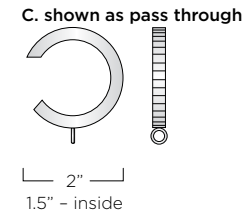
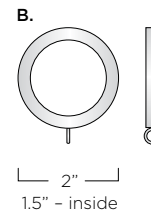
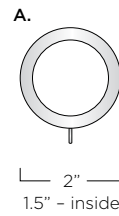
**End Bracket Return / Top View**



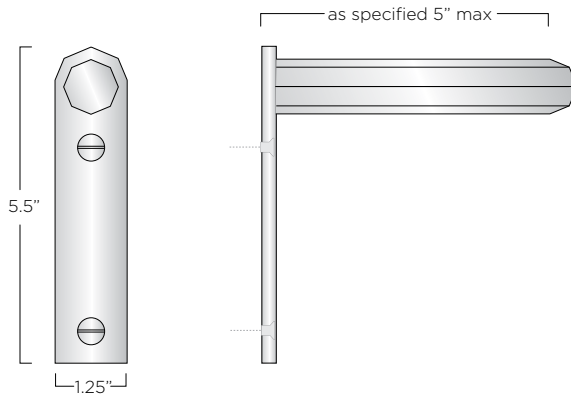
**Wand**



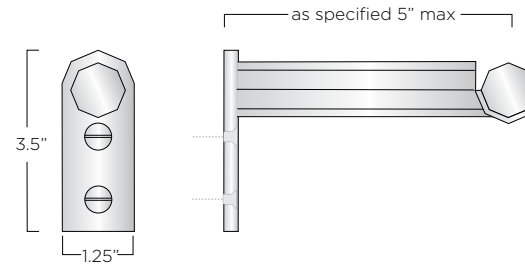
**Rings**



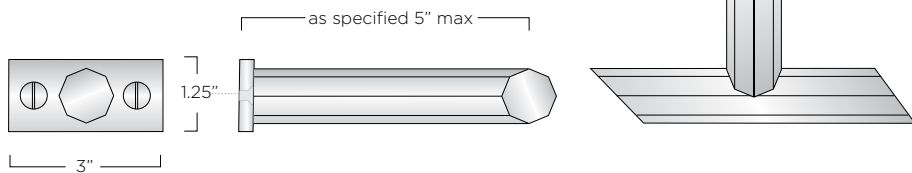
**A. End Bracket Return / Side View**



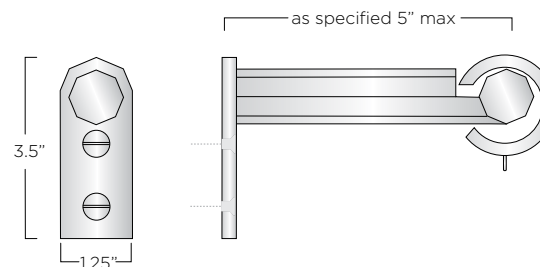
**D. Saddle Center Bracket vertical**



**B. Fixed Center Bracket -horizontal**



**C. Fixed Center Bracket vertical - shown as pass through**



**HILLSBOROUGH DRAPERY HARDWARE**

**Standard Plan Configurations:**

**Rods - Solid Cast Bronze**

A. DH - 500

B. DH - 510

**Rings - Solid Bronze**

A. DHR - 300 Round

B. DHR - 310 Square

C. DHR - 315 Hand Hammered

D. DHR - 200 Round

E. DHR - 210 Square

F. DHR - 215 Hand Hammered

**Brackets - Solid Cast Bronze**

A. DHB - 300H End Bracket

B. DHB - 310H Fixed Center Bracket  
horizontal mounting

C. DHB - 320H Fixed Center Bracket  
vertical mounting

D. DHB - 330H Saddle Center Bracket  
vertical mounting

E. DHB - 340H Saddle Center Bracket  
horizontal mounting - not shown

**Wands - Solid Bronze**

DHWR - Round .375" please specify length

DHWS - Square .375" please specify length

**Additional Notes:**

Custom configurations are also welcome.



228 S. East Street, Cloverdale, CA 95425

TEL 707.669.0556 WEB tuellreynolds.com