



NEWPORT
DRAPERY HARDWARE

See shop drawings on back for specifications and options.

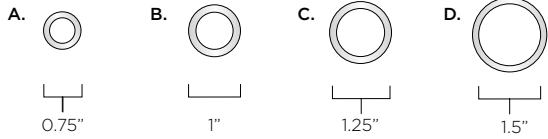
MATERIALS

Architectural bronze.

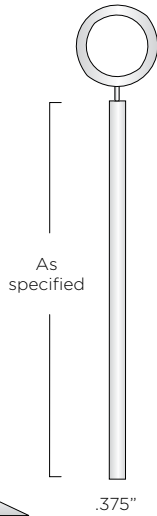
FINISH

Available in Light, Medium, Dark or Warm Silver (premium finish).
Wax top coat.

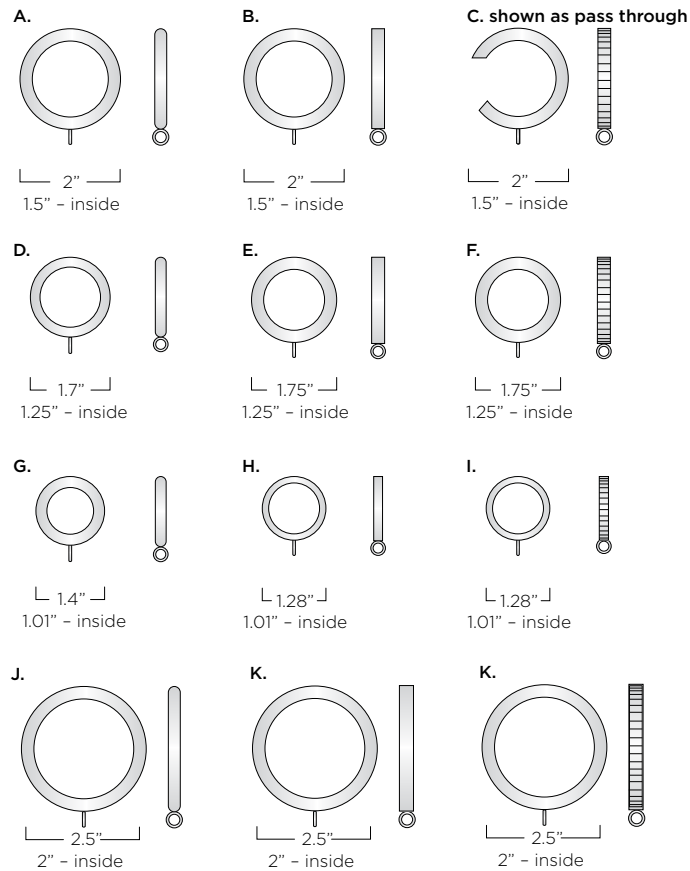
Rods



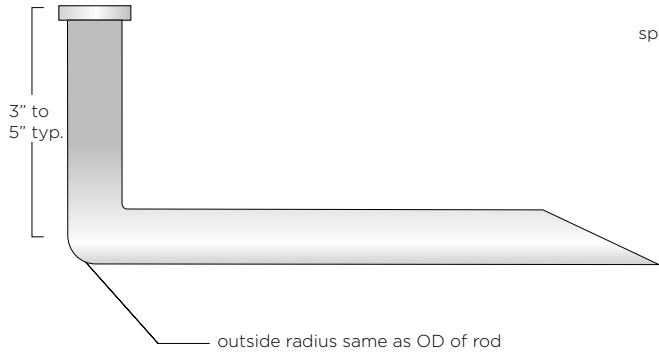
Wand



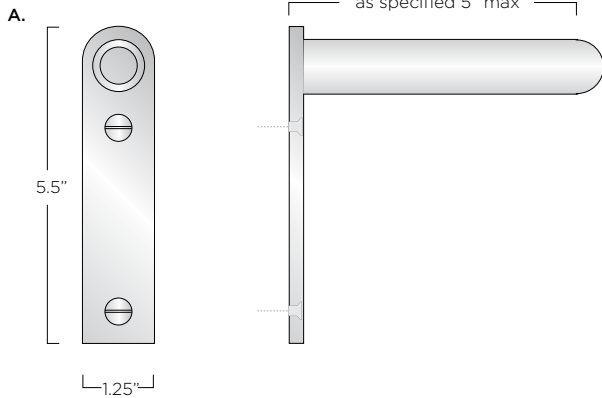
Rings



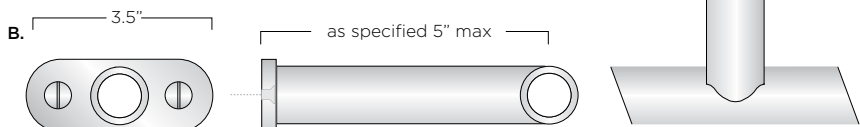
End Bracket Return / Top View



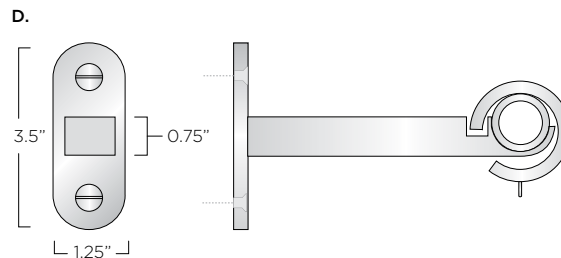
End Bracket Return / Side View



Fixed Center Bracket horizontal



Saddle Center Bracket vertical - shown as pass through



NEWPORT DRAPERY HARDWARE

Standard Plan Configurations:

- Rods** - .125 Wall Architectural Bronze Tubing
A. DH - 100
B. DH - 200
C. DH - 300
D. DH - 400

- Rings** - Solid Bronze
A. DHR - 300 Round
B. DHR - 310 Square
C. DHR - 315 Hand Hammered
D. DHR - 200 Round
E. DHR - 210 Square
F. DHR - 215 Hand Hammered
G. DHR - 100 Round
H. DHR - 110 Square
I. DHR - 115 Hand Hammered
J. DHR - 4200 Round
K. DHR - 4210 Square
L. DHR - 4215 Hand Hammered

- Brackets** - Solid Bronze
A. DHB - 300N
B. DHB - 310N Fixed Center Support horizontal
C. DHB - 320N Fixed Center Support vertical mounting (not shown)
D. DHB - 330N Saddle Center Support vertical mounting
E. DHB - 340N Saddle Center Support horizontal mounting (not shown)

- Wands** - Solid Bronze
DHWR - Round .375\"/>

Additional Notes:
 See spread sheet for other options.
 Custom configurations welcome.



228 S. East Street, Cloverdale, CA 95425
 TEL 707.669.0556 WEB tuellreynolds.com